

# FW36 AURUM SE

## User Manual



Please refer to this manual before using the product.  
V0.0.1

Notes:

1.1 The company reserves the right to modify the contents of this manual without any further notification. It is normal that some functions may vary in certain versions of software.

1.2 Please charge this product with the configured cable for no less than 2 hours before using it.

1.3 Before using the product, you need to connect the APP synchronization time and set your personal information.

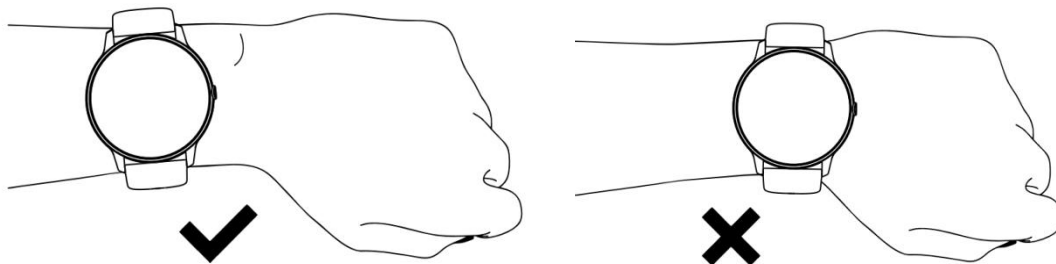
1.4 This product supports IP68 rank waterproof, not suitable for deep sea diving. Hot water, tea and other corrosive liquids are destructive to the watch, and will not be able to enjoy the product warranty and free maintenance services.

## 01 How to wear

---

Please wear the device on your wrist correctly, about one finger from the carpal and adjust it to comfortable position. Below picture as reference.

Tip: Please wear the device a bit little tighter when heart rate monitor.

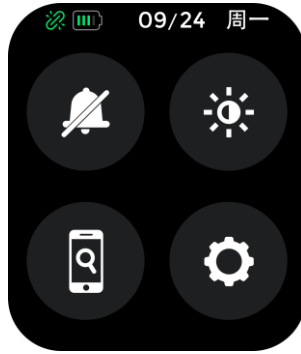


## 02 How to download & connect to APP

---

1. Long press power button to power on, scroll down on watch face, click "Settings-About--Download QR code", use your mobile phone to scan QR code to download and install "Gloryfit" APP.

You can also Scan below "Glortyfit" QR code to download and install "Gloryfit" APP



2. Open “Gloryfit” and select "Add Device" on the device page, then follow the instructions on the screen.

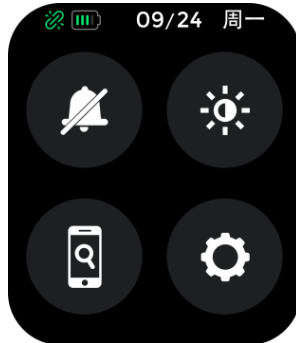
Note:

1. During pairing process, please make sure phone bluetooth is turned on, make sure watch is connected to phone correctly through bluetooth.
2. If the device can not be searched or are not able to connect during use, please long press power button for 3 second to power off, and then power on again, or go to settings on the watch to select “factory reset”, then add new device again from your phone.

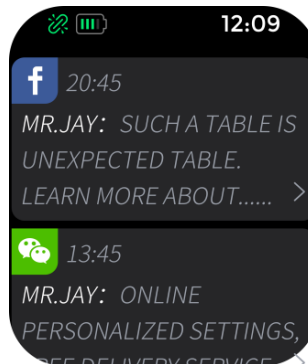
### 03 Operating instructions

---

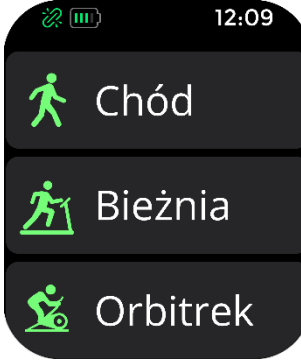
- a. Shortcut page: Slide down from main page, go to shortcut page.



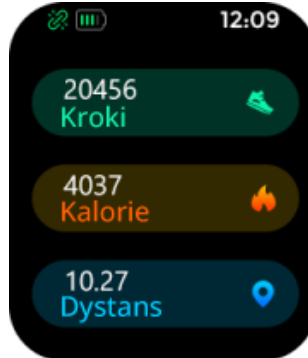
b. SMS push: Scroll up from main page, you will see messages received.



c. Main menu: Swipe right from main page



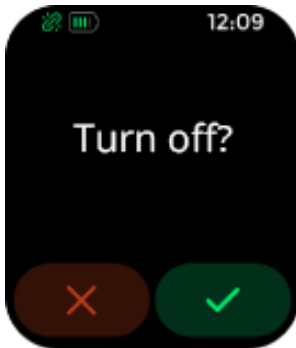
d. Shortcut page: Swipe left from main page



- e. Quick access to change watch faces: Long press the watch face for 3 seconds on main page, slide left or right to choose watch faces.




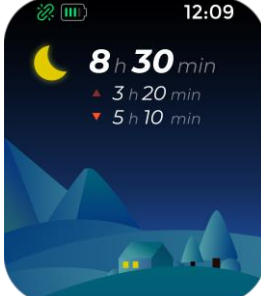

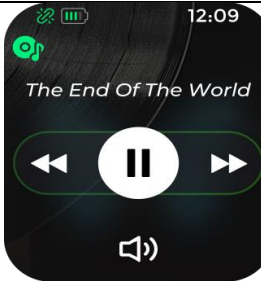
- f. Power on/off: press and hold the side button for 3 seconds on the dial interface





- g. Normal operation, press the side button to return back to previous page; On main page, press the side button to turn on/off the screen.



## 04 Functions introduction

	<p>70 sport modes are supported. More details can be viewed in APP.</p>
	<p>Status: Record daily steps, distance, and calories. More details can be viewed in app.</p>
	<p>Heart rate monitor: Click on heart rate page to measure heart rate, record and display 24-hour heart rate and automatic heart rate monitoring every 10 minutes. More APP monitor operation and test data can be viewed on in App</p>
	<p>Blood pressure monitor: Record your blood pressure status. More details can be viewed in APP. The value is for reference only and cannot be used as a medical basis.</p>

 <p>17:00</p> <p>98%</p> <p>血氧饱和度</p> <p>O<sub>2</sub></p>	<p>Blood oxygen monitor:</p> <p>Record your blood oxygen status. More details can be viewed in APP. The value is for reference only and cannot be used as a medical basis.</p>
 <p>12:09</p> <p>8 h 30 min</p> <p>▲ 3 h 20 min</p> <p>▼ 5 h 10 min</p>	<p>Sleep:</p> <p>Record your sleep status. More details can be viewed in APP.</p>
 <p>12:09</p> <p>周一</p> <p>-28 / -32 °C</p> <p>周二</p> <p>-28 / -32 °C</p> <p>周二</p> <p>-28 / -32 °C</p>	<p>Weather:</p> <p>Current weather status and next 6 days forecast. Make sure bluetooth connected correctly.</p>
 <p>12:09</p> <p>The End Of The World</p> <p>◀    ▶</p> <p>🔊</p>	<p>Music:</p> <p>Connected to APP, operate on play/pause/previous/next and volume on the phone.</p>

	<p>Message:</p> <p>Instant notifications reminder, 8 latest messages will be showed. (requires permission to turn on the App side)showed.</p>
	<p>Alarm:</p> <p>8 alarm clocks can be set.</p>
	<p>Breathing exercises:</p> <p>Record breath training.</p>
	<p>More:</p> <p>Stopwatch / Timer / Flashlight / Find Phone</p>



	<p>Setting: Dial / Brightness / Brigh screen / About / Off / Reset / APP download</p>
	<p>Physiological Cycle Set the personal information to "female" on App, and turn on the physiological cycle function to display the corresponding safety period, menstrual period, and ovulation period reminders on the watch side</p>

## 05 Other functions

Find watch, 12/24h time system, sedentary reminder, low battery reminder, incoming call reminder, online dial/custom dial, unit setting, turning the wrist to brighten the screen, drinking water reminder, heart rate warning reminder, physiological cycle reminder , goal achievement reminder.

## 06 Charging

Attach the charging cable to the watch charging port, ensuring the metal pins fully connected.

Please use the correct charging adapters which are 5V 0.5A above.

Note: If smart watch can not be powered on after being left unused for long time, please clean up the charging metal pins to make sure connecting well.

## 07 Guarantee

---

The manufacturer guarantees that the Maxcom Smartwatch product is free from material defects and implementing measures for normal use within 24 months from the date of purchase. In the event of a defect or malfunction, please contact retailer or authorized distributor. The proof of purchase needs to be attached to the submitted complaint. The guarantor will repair or replace free of charge products that do not meet the parameters specified in the Warranty within a reasonable time.

- This Warranty applies to the original purchaser only. Its range covers the territory of the EU
- The warranty does not exclude, limit or suspend the buyer's rights resulting from the provisions on the warranty for defects in the sold item
- Technical and warranty support is available at [www.maxcom.pl](http://www.maxcom.pl)

### **THE WARRANTY DOES NOT COVER:**

- Normal wear and tear, including batteries (rechargeable batteries) unless the damage was caused by defects in materials or workmanship
- Mechanical, thermal, chemical and other damages
- Defects resulting from: improper use and not obeying instruction manual; making unauthorized changes; use or storage in an inconsistent manner with the technical specifications of the product; improper maintenance; application items other than the one supplied or the use of any items not intended for use with the product; technical work performed by unauthorized personnel. The above applies to the rules for the validity of the warranty on the goods consumption resulting from Directive 1999/44 / EC.

### **SIMPLIFIED DECLARATION OF CONFORMITY**

This equipment complies with the Directive of the European Parliament and of the Council 2014/53 / EU on radio equipment and telecommunications and their mutual recognition. This equipment can be used in all EU countries European Union and in all countries where the Directive applies 2014/53 / UE.



**NOTE: THIS EQUIPMENT SHOULD NOT BE DISPOSED WITH WASTE COMMUNAL!**

The product should be used by selective collection in prepared for this points. Proper handling of used electrical and electronic equipment contributes to the avoidance of harmful consequences for human health and the environment resulting from the presence of dangerous elements, as well as improper storage and processing of such equipment. The device contains a Li-ion battery. Used batteries are harmful to your health the environment. They should be stored in a specially designated point, in a suitable container in accordance with applicable regulations. Batteries and accumulators must not be disposed of with municipal waste, they must be handed over to collection points.

**CAUTION: DO NOT PUT BATTERIES IN A FIRE**



## 08 Specification:

---

	FW36 AURUM LITE
<b>Dimmensions L*W*T (mm)</b>	44.6*35*10.4
<b>Weight (g)</b>	51
<b>Case</b>	PC
<b>EIRP</b>	0,17dBm
<b>Belt</b>	silikon
<b>Belt width (mm)</b>	20
<b>Display</b>	1,69" TFT
<b>Watchfaces</b>	>100
<b>Resolution</b>	240x280pix
<b>Working time (days)</b>	Do/up to 10
<b>Battery (mAh)</b>	220mAh
<b>Chipset</b>	RTK8762CK
<b>Memory</b>	RAM160KB+ROM 384KB+64Mb flash
<b>Operation</b>	FULL TOUCH + 1 Button
<b>Waterproof level</b>	ATM3
<b>APP</b>	GLORY FIT

## 09 FIND YOUR USER MANUAL LANGUAGE

---



Manufacturer and Distributor:  
Maxcom S.A.  
Ul. Towarowa 23a  
43-100 Tychy  
Poland